



ಬೃಹತ್ ಬೆಂಗಳೂರು ಮಹಾನಗರ ಪಾಲಿಕೆ
Bruhat Bengaluru Mahanagara Palike



BBMP COVID-19 WAR ROOM BULLETIN - 500 05.08.2021



ABSTRACT OF COVID-19 CASES IN BENGALURU

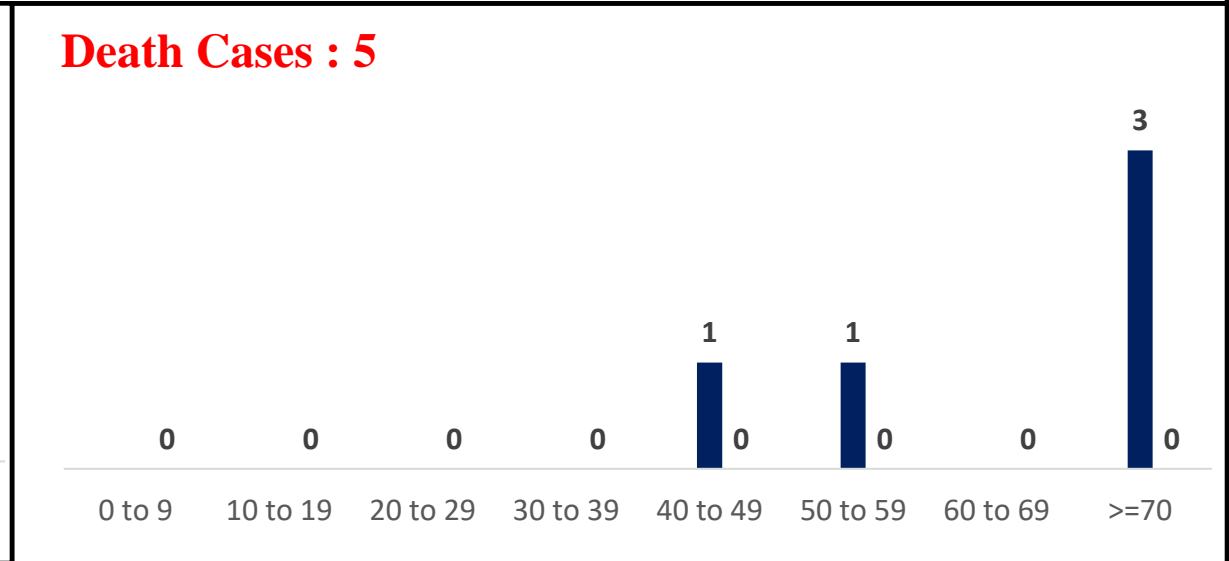
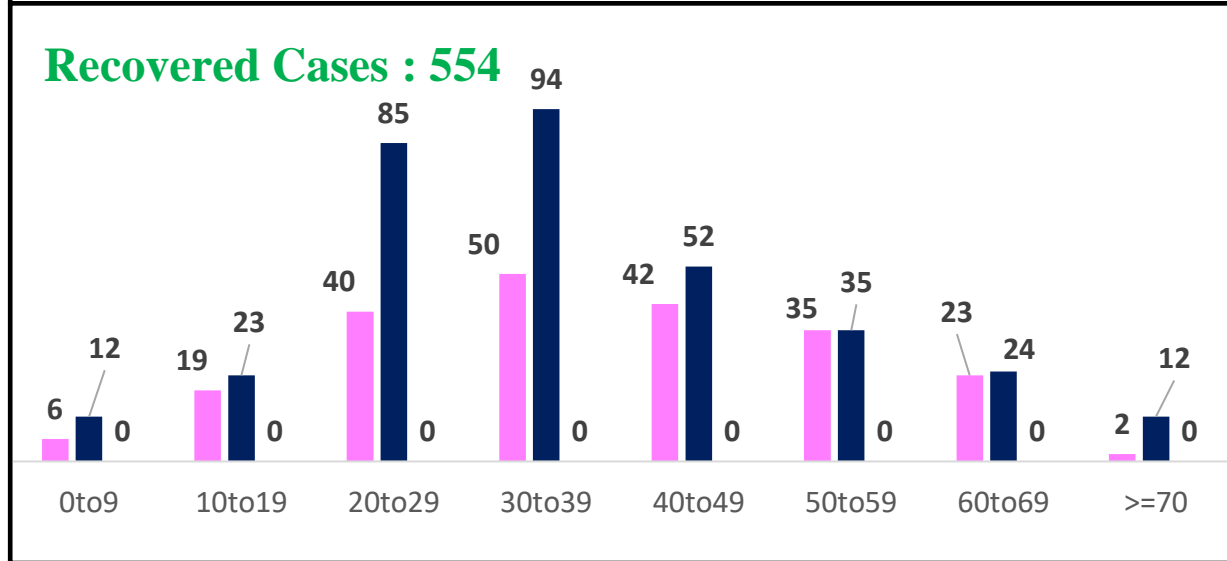
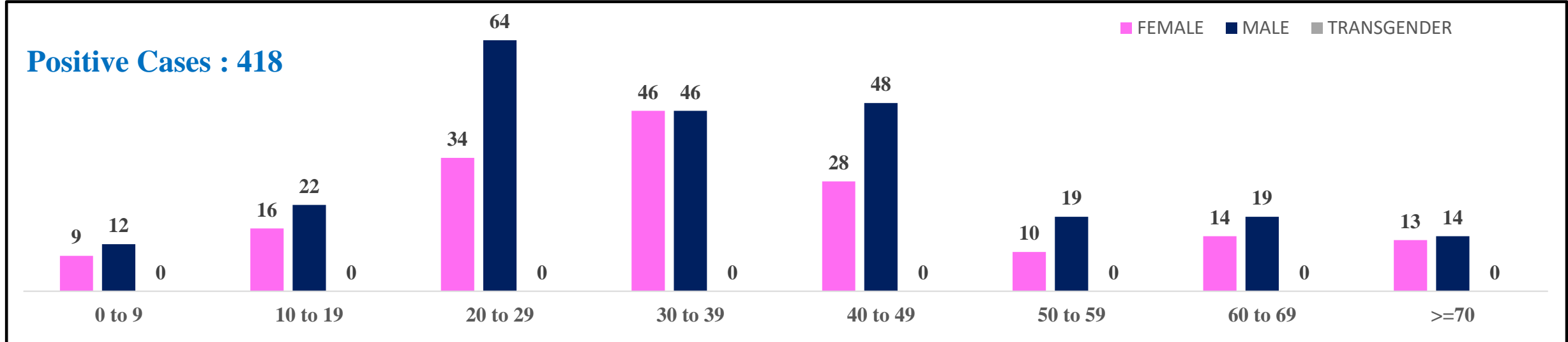


	MALE	FEMALE	TRANSGENDER	MALE	FEMALE	TRANSGENDER	TOTAL	
	Last 24 Hours	Last 24 Hours	Last 24 Hours	Cumulative	Cumulative	Cumulative	Last 24 Hours	Cumulative
Positive Cases	244	170	0	7,34,795	4,94,413	132	414	12,29,340
Recovered Cases	337	217	0	7,20,435	4,84,339	104	554	12,04,878
Death Cases	5	0	0	10,074	5,824	4	5*	15,902
Total Tests Done	In Last 24 hrs : 65,972					Cumulative : 1,69,58,635		
ACTIVE CASES					8,560			

* Covid deaths occurred today : 02 | Covid deaths occurred beyond last 24 hrs, reported today : 03



LAST 24 HOURS AGE GROUP AND GENDER WISE DISTRIBUTION





SNAPSHOT OF BENGALURU COVID-19 CASES IN LAST 8 WEEKS



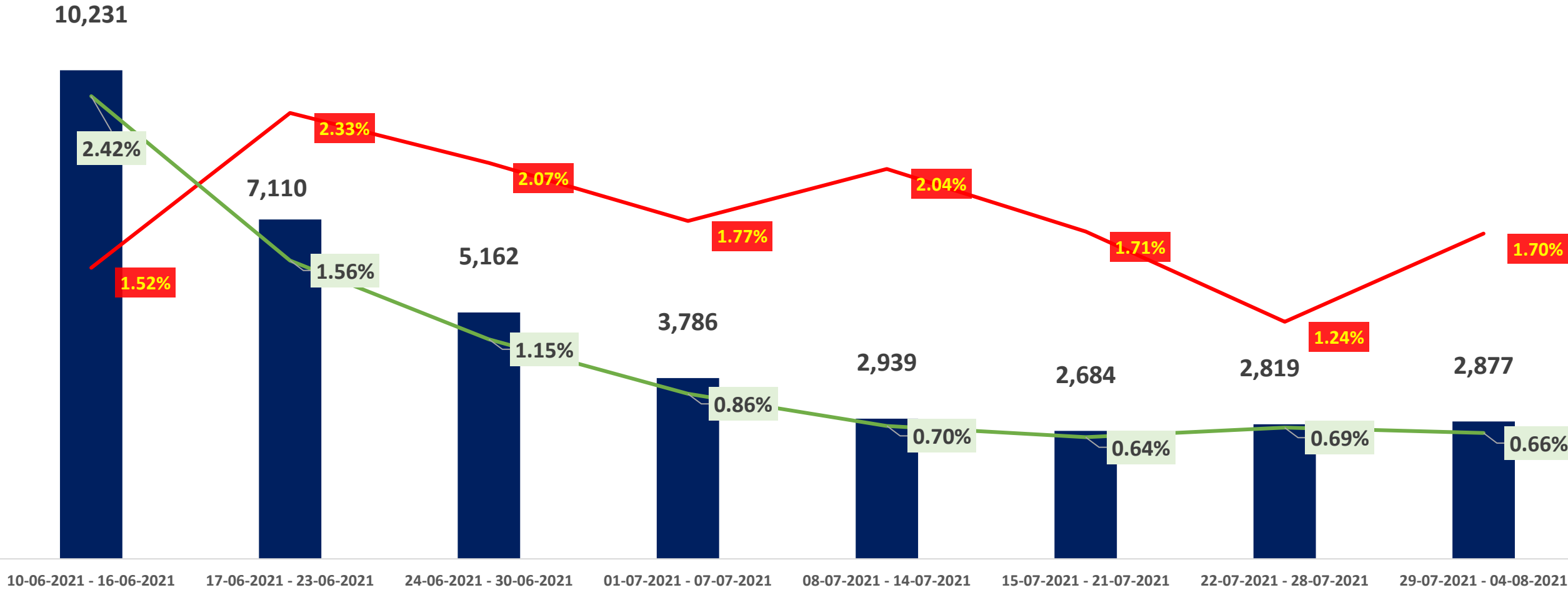
	10/06/21 TO 16/06/21	17/06/21 TO 23/06/21	24/06/21 TO 30/06/21	01/07/21 TO 07/07/21	08/07/21 TO 14/07/21	15/07/21 TO 21/07/21	22/07/21 TO 28/07/21	29/07/21 TO 04/08/21
Total Positive Cases	10,231	7,110	5,162	3,786	2,939	2,684	2,819	2,877
Total Recovered Cases	26,555	18,851	38,575	23,345	4,245	6,414	3,116	2,684
Total Death Cases	156	166	107	67	60	46	35	49
Case Fatality Rate	1.52%	2.33%	2.07%	1.77%	2.04%	1.71%	1.24%	1.70%
Total Tests Conducted	4,22,387	4,55,171	4,48,924	4,38,001	4,21,873	4,21,293	4,09,916	4,36,433
Positivity Rate	2.42%	1.56%	1.15%	0.86%	0.70%	0.64%	0.69%	0.66%



POSITIVITY AND MORTALITY RATE OF BENGALURU – LAST 8 WEEKS

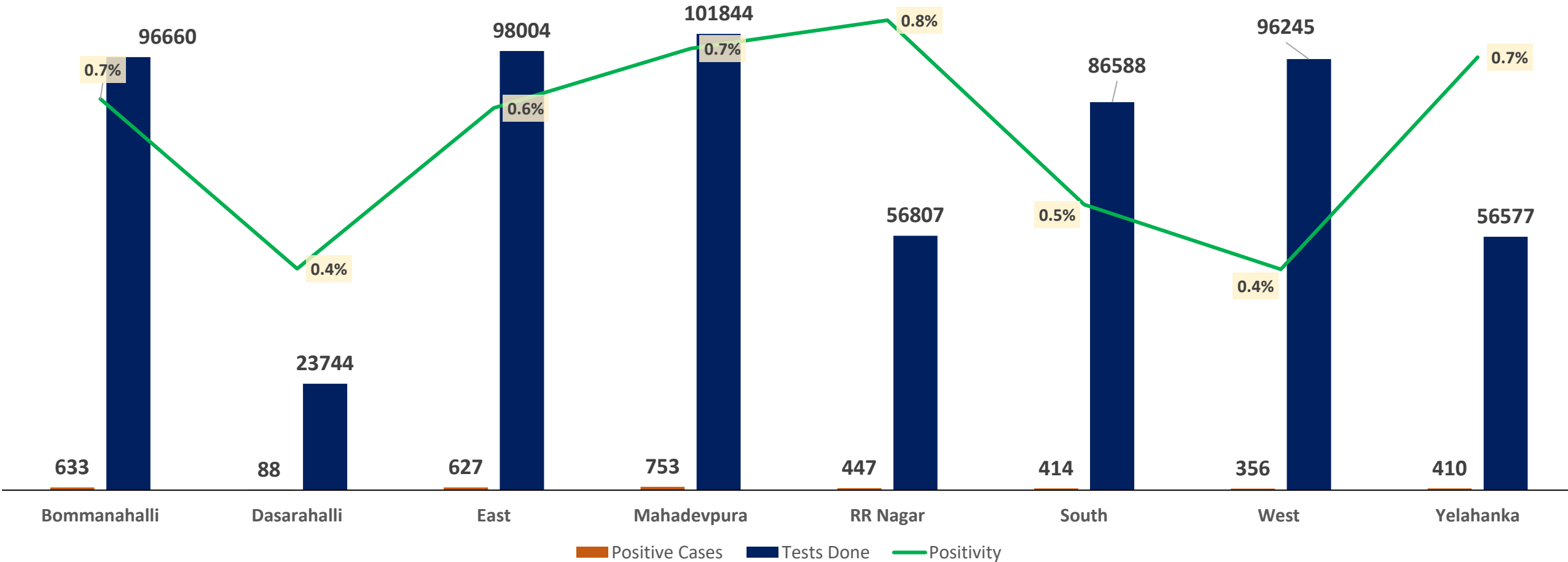


■ Total Positive Cases — Case Fatality Rate — Positivity Rate



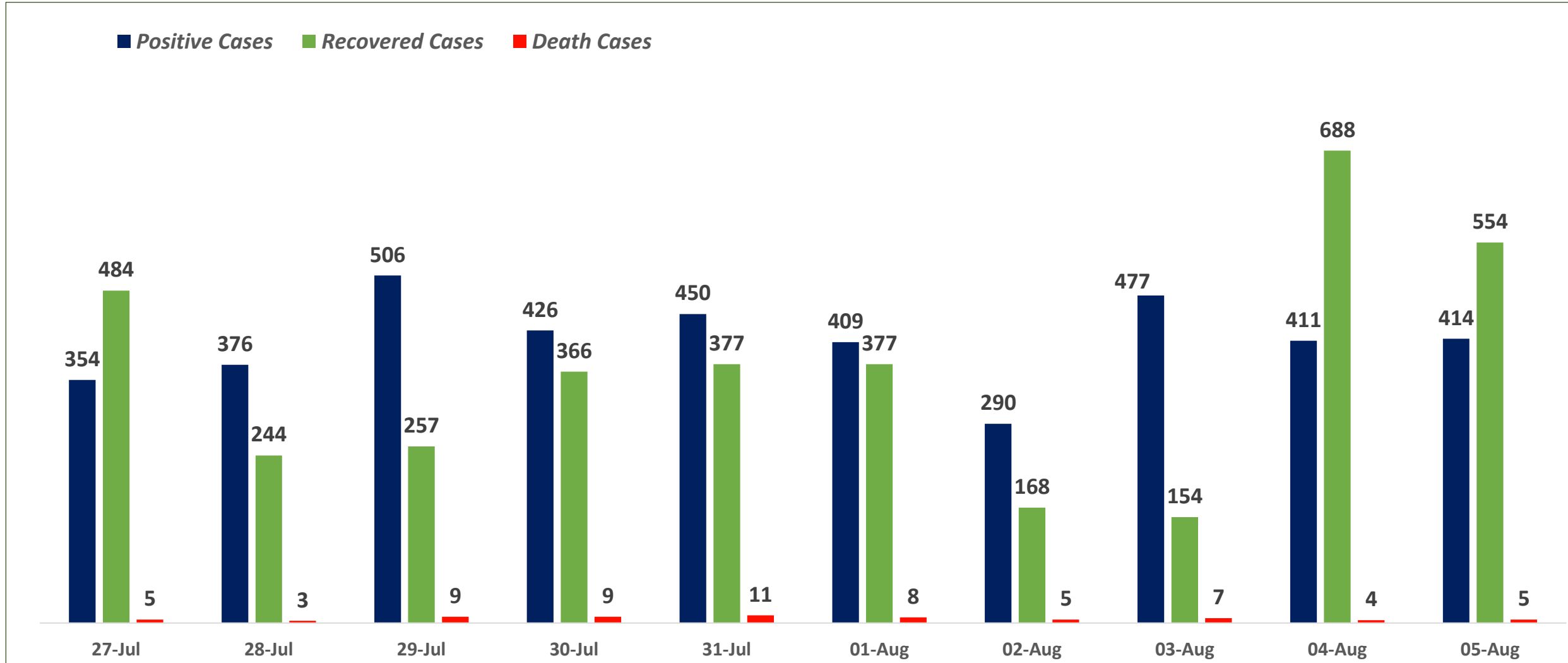


ZONE WISE POSITIVITY TREND IN LAST 10 DAYS





SNAPSHOT OF POSITIVE, RECOVERED AND DEATH CASES OVER LAST 10 DAYS ACROSS BBMP ZONES

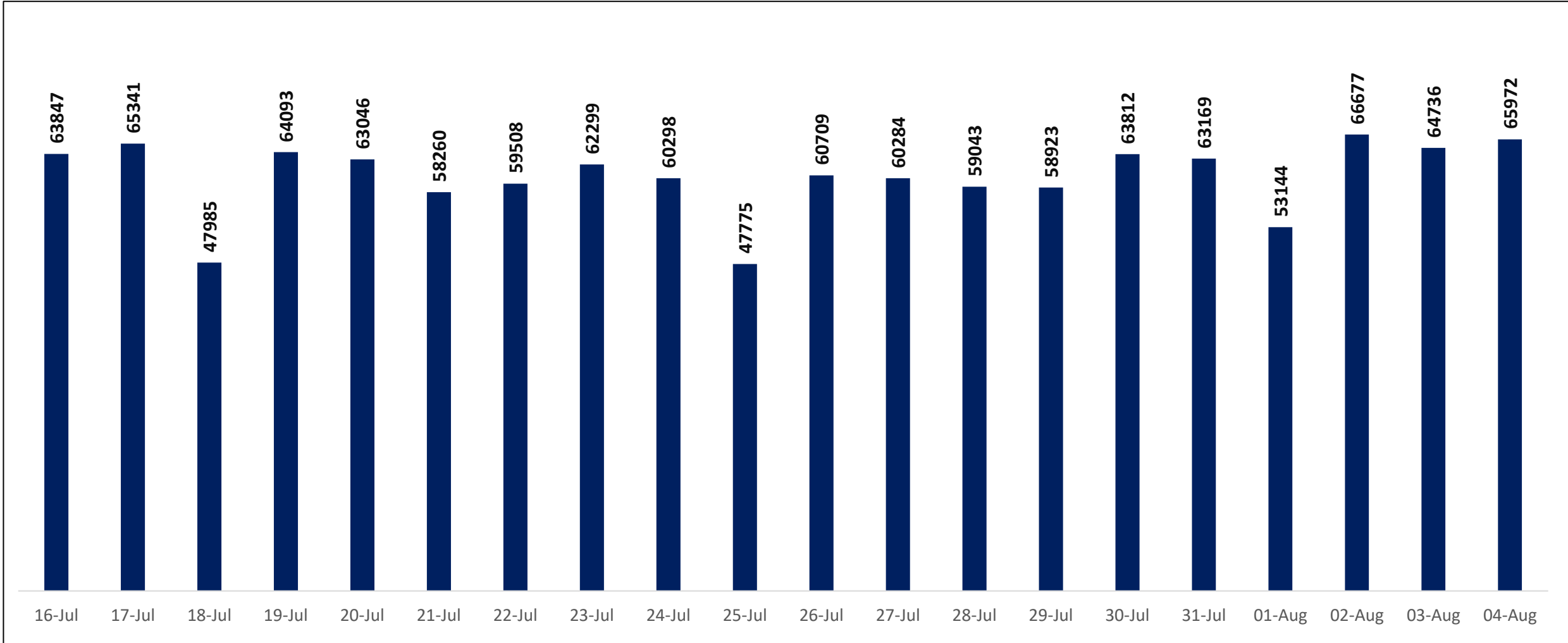




TESTING TRENDS IN BENGALURU

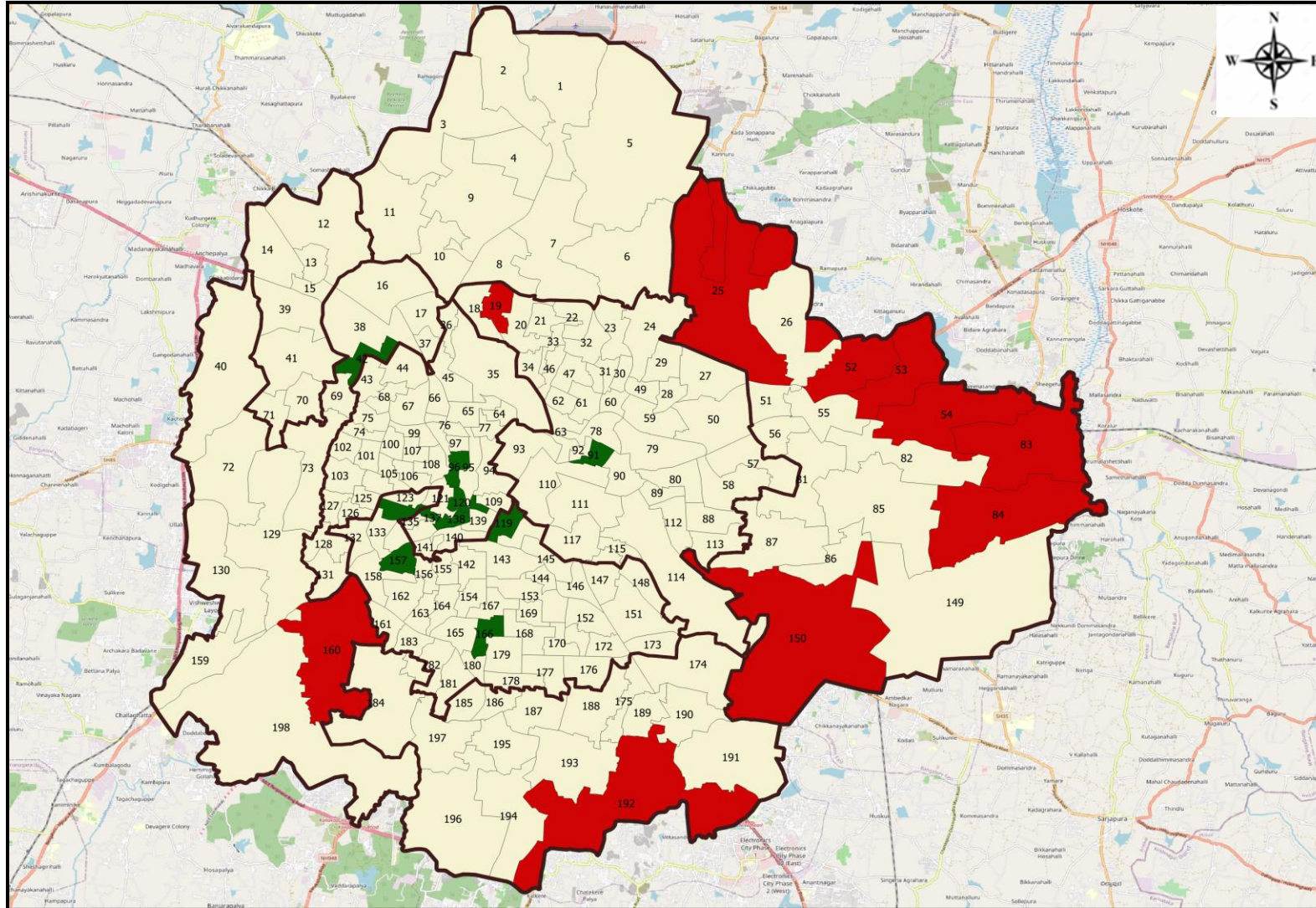


Total Test Conducted Till Date	Test Conducted Last 24 hours
1,69,58,635	65,972





BENGALURU URBAN MAP SHOWING TREND OF POSITIVE CASES IN LAST 10 DAYS



Top 10 wards reporting highest number of positive cases in last 10 days

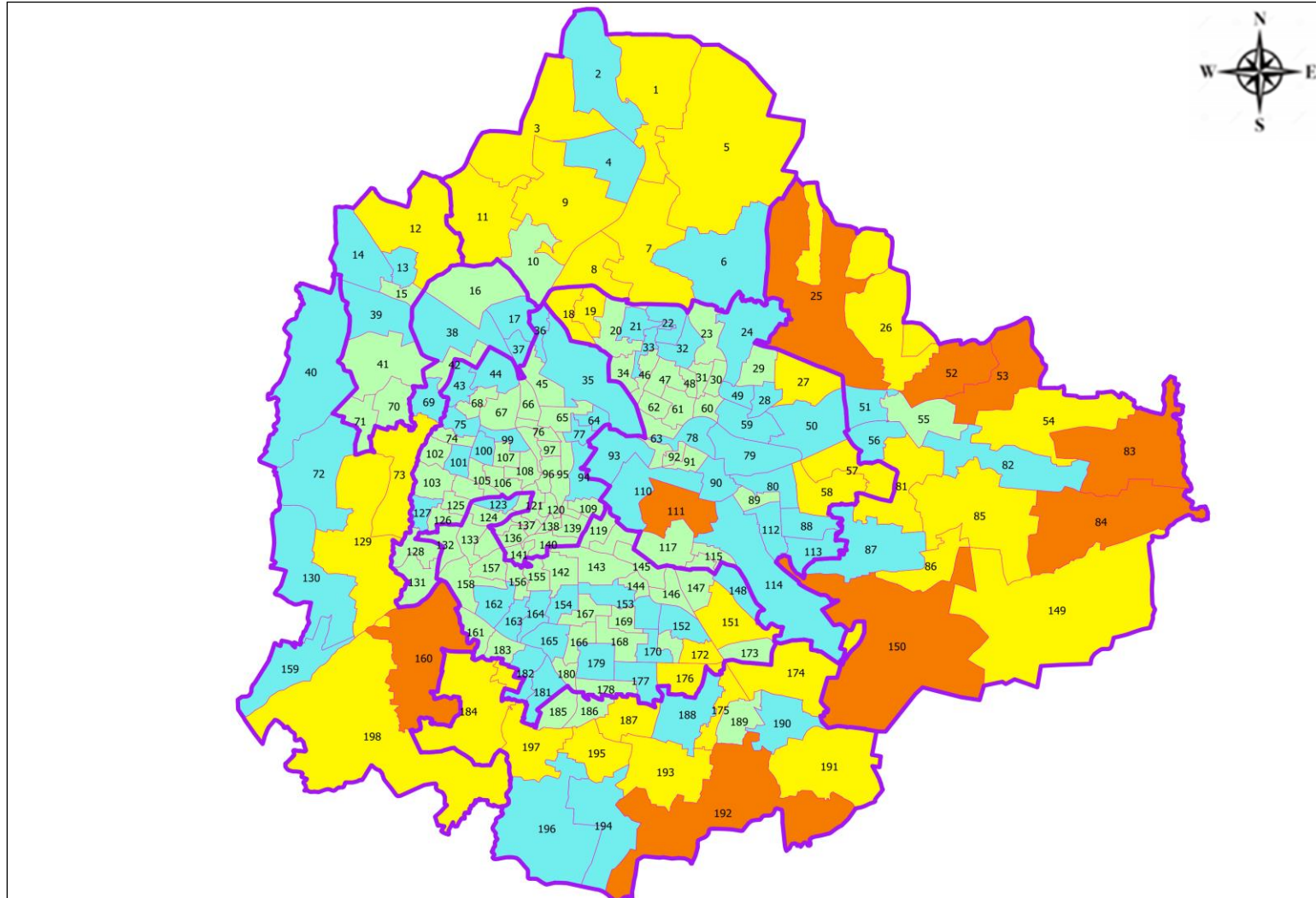
Ward No.	Ward Name	Daily Cases Average
84	HAGADUR	8
150	BELLANDURU	7
192	BEGUR	7
160	RAJARAJESHWARI NAGAR	7
25	HORAMAVU	6
52	K R PURA	6
53	BASAVANAPURA	6
83	KADUGODI	5
19	SANJAY NAGAR	5
54	HUDI	5







Top 10 wards reporting least number of positive cases in last 10 days

Ward No.	Ward Name	Daily Cases Average
91	BHARATHI NAGAR	0
96	OKALIPURA	0
119	DHARMARAYA SWAMY TEMPLE	0
120	COTTONPETE	0
137	RAYAPURA	0
138	CHALAVADIPALYA	0
157	GALI ANJANEYA TEMPLE	0
42	LAKSHMI DEVI NAGAR	0
124	HOSAHALLI	0
166	KARISANDRA	0



BENGALURU MAP SHOWING INTENSITY OF POSITIVE CASES IN LAST 10 DAYS



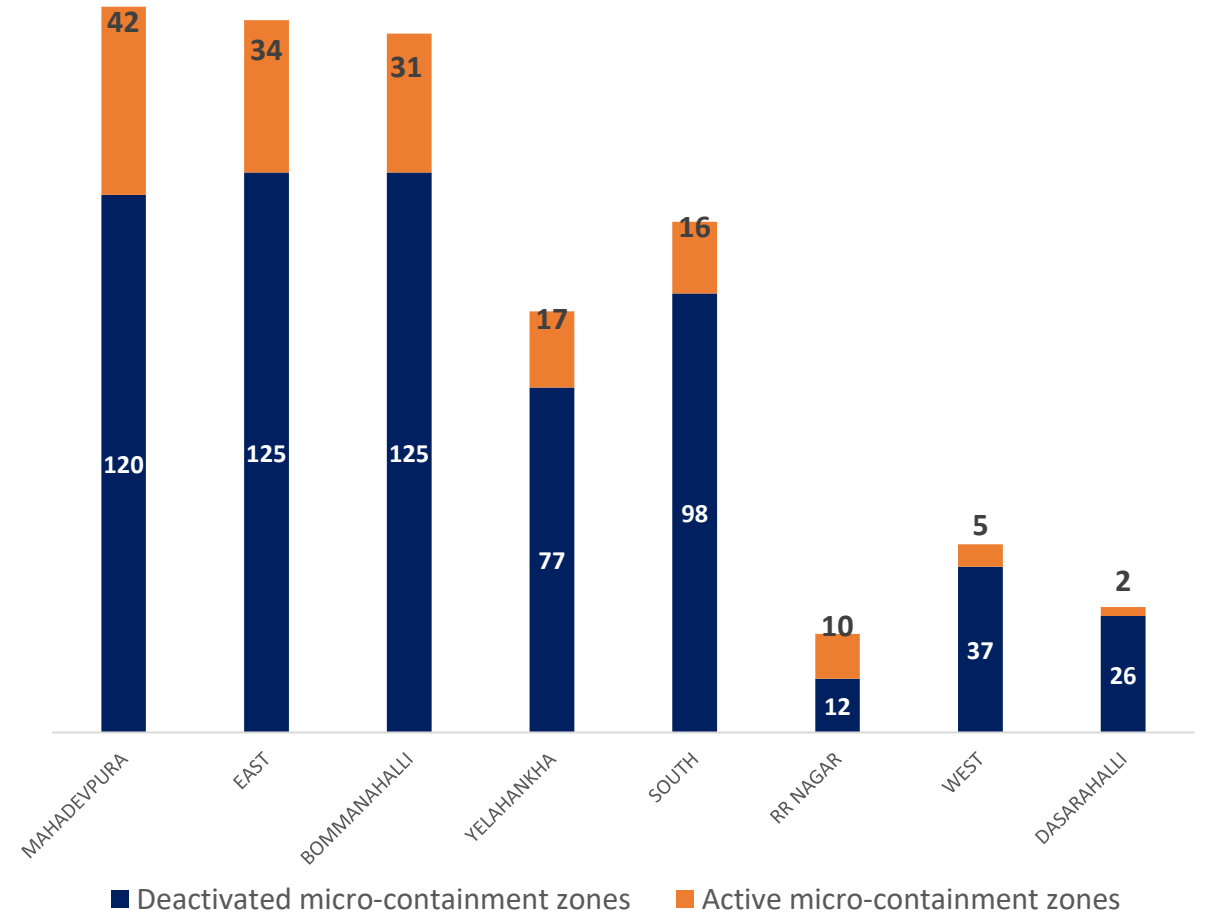
-  **Level 1 : 0 to 10 Cases**
-  **Level 2 : 10 to 25 Cases**
-  **Level 3 : 25 to 50 Cases**
-  **Level 4 : 50 to 100 Cases**
-  **Level 5 : Above 100 Cases**
-  **Zone Boundaries**



MICRO CONTAINMENT ZONE DETAILS

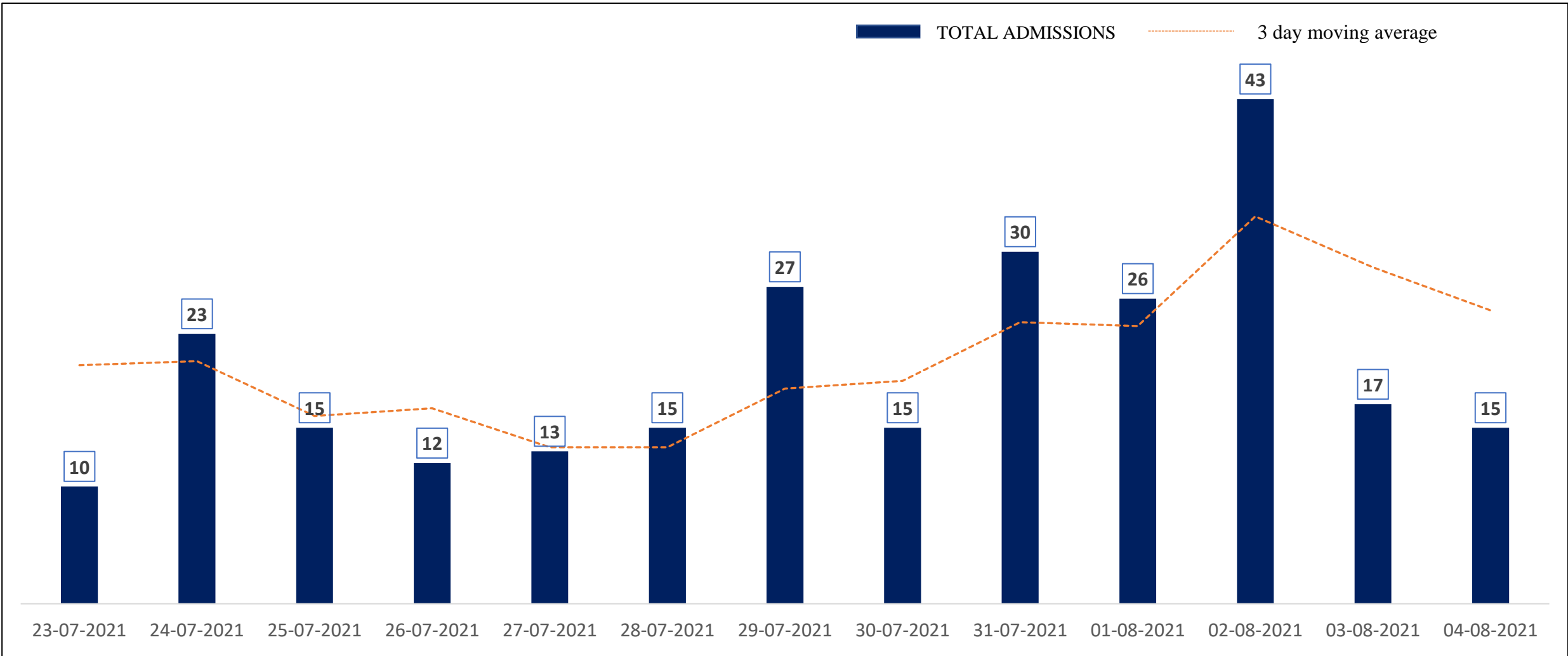


ZONE	TOTAL DECLARED	TOTAL DEACTIVATED	TOTAL ACTIVE
MAHADEVPURA	162	120	42
EAST	159	125	34
BOMMANAHALLI	156	125	31
YELAHANKHA	94	77	17
SOUTH	114	98	16
RR NAGAR	22	12	10
WEST	42	37	5
DASARAHALLI	28	26	2
TOTAL	777	620	157





HOSPITAL ADMISSIONS LAST 15 DAYS TREND



* Only Government Quota Admissions through CHBMS considered

* Only Fresh Admissions considered



COVID BED STATUS AS ON 05.08.2021



SR. NO.	Facility Type	No. of Hospital	Total Allocated Beds for C+ Patients					Occupied Beds for C+ Patients					Net Available Beds for C+ Patients				
			Gen Beds	HDU	ICU Beds	ICU-V	Total	Gen Beds	HDU	ICU Beds	ICU-V	Total	Gen Beds	HDU	ICU Beds	ICU-V	Total
1	Government Medical Colleges	4	20	621	53	76	770	0	18	3	4	25	20	603	50	72	745
2	Government Hospitals	16	649	210	65	127	1,051	78	49	9	23	159	571	161	56	104	892
Total Beds		20	669	831	118	203	1,821	78	67	12	27	184	591	764	106	176	1,637

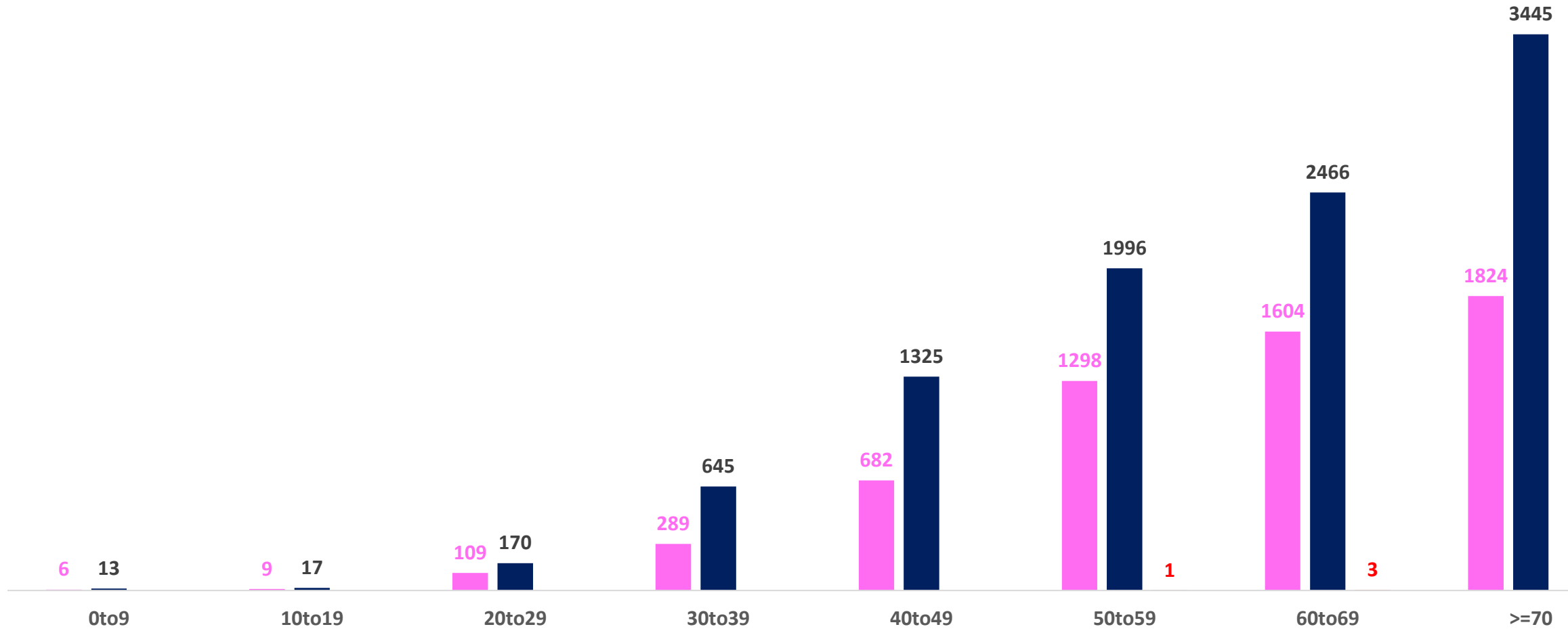


AGE AND GENDER WISE DISTRIBUTION OF DEATH CASES



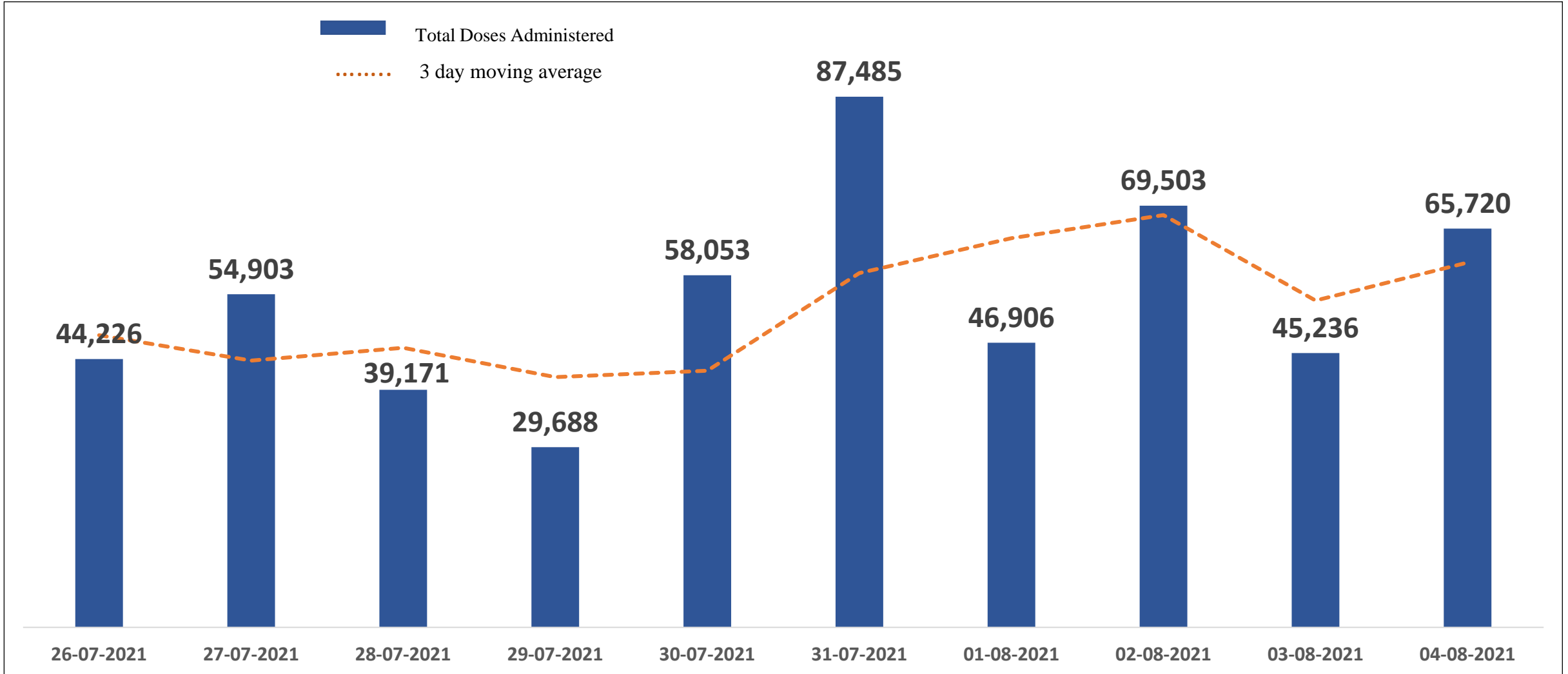
Death Cases: 15,902

Female Male Transgender





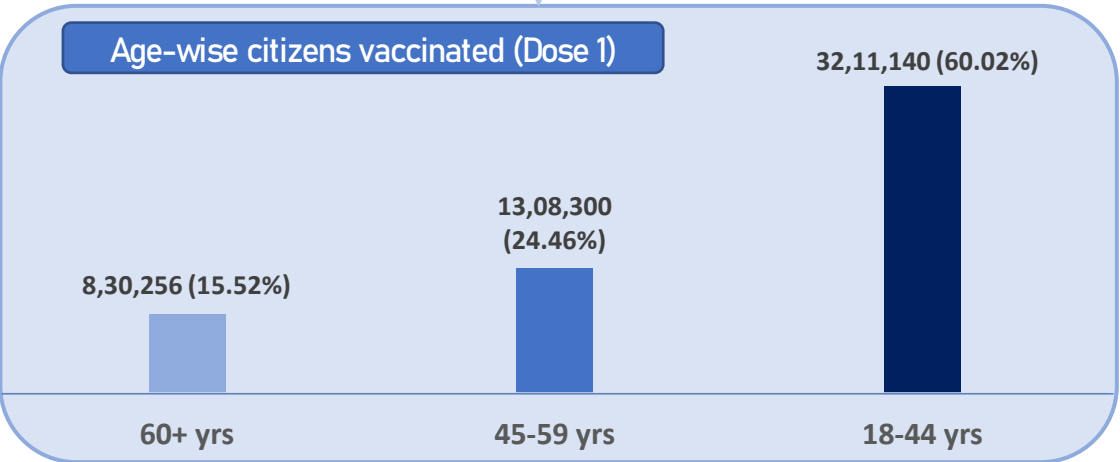
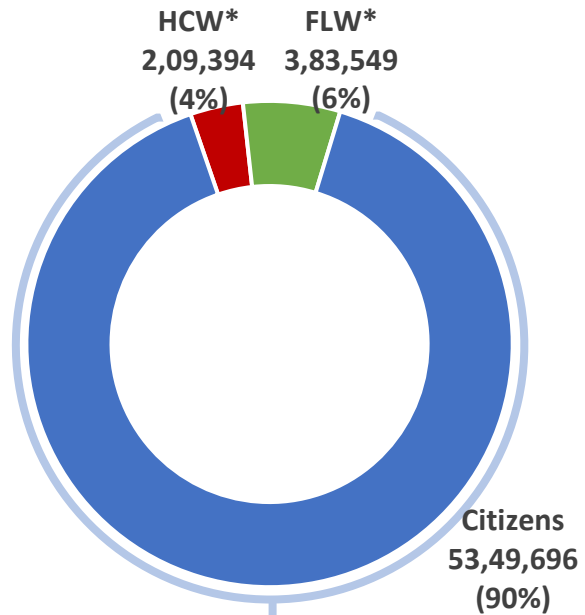
TOTAL VACCINE DOSES ADMINISTERED IN LAST 10 DAYS



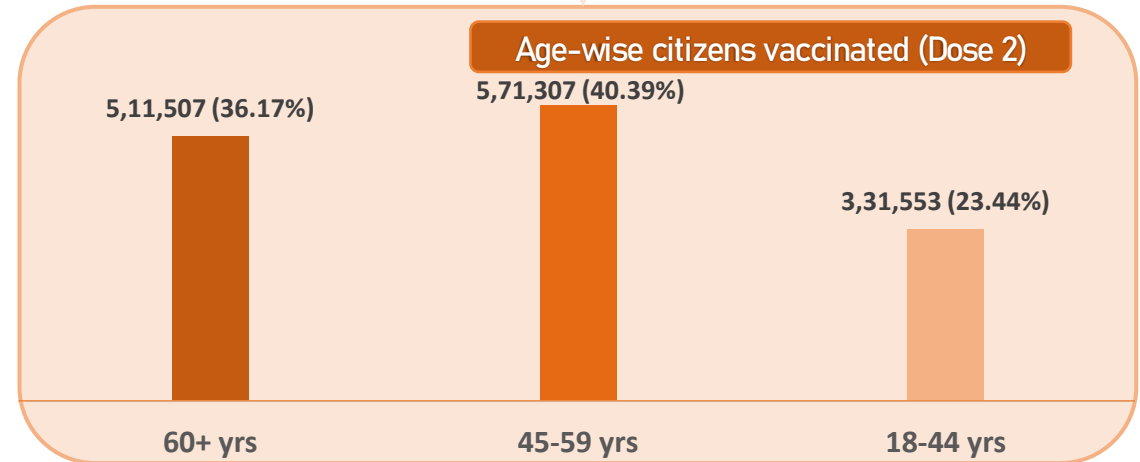
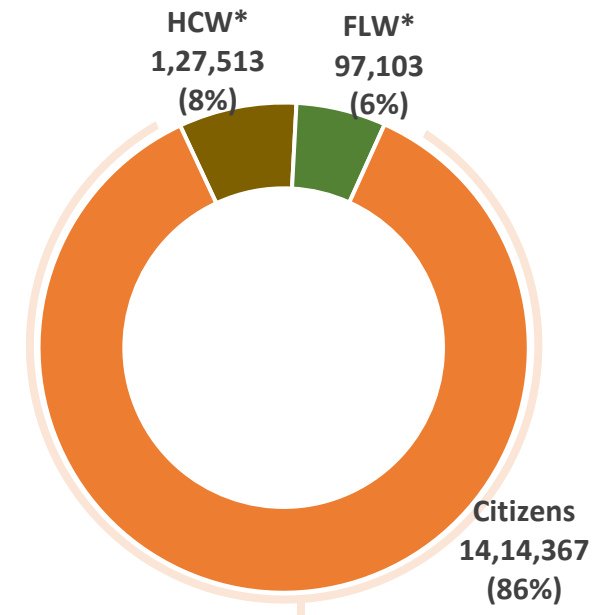


CATEGORY WISE CUMULATIVE VACCINATION IN BBMP

Dose 1



Dose 2



*HCW : Health Care Workers

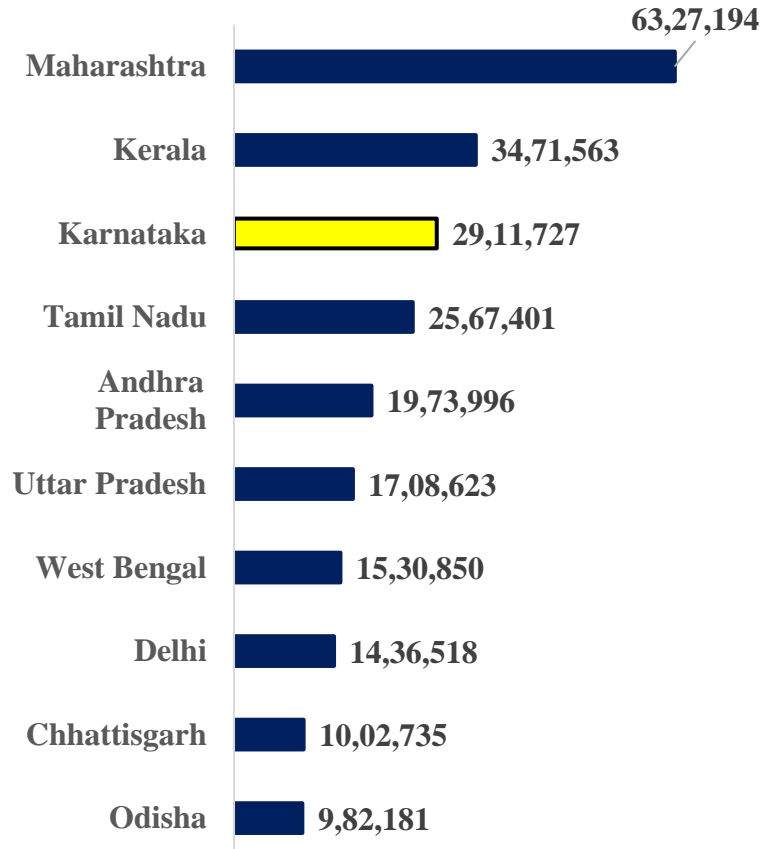
*FLW : Front Line Workers



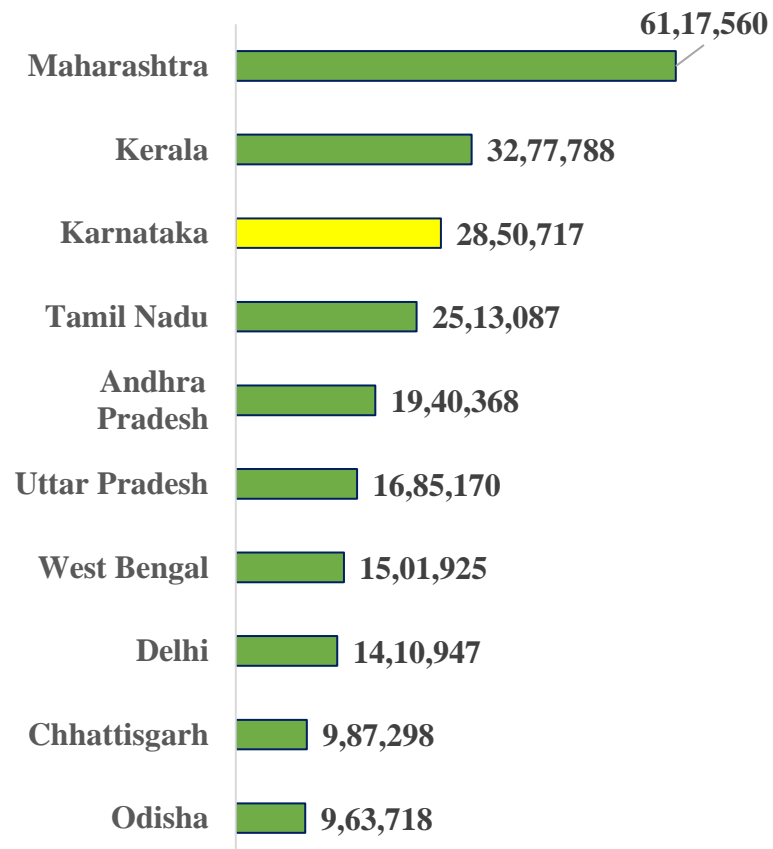
TOP 10 COVID19 AFFECTED INDIAN STATES



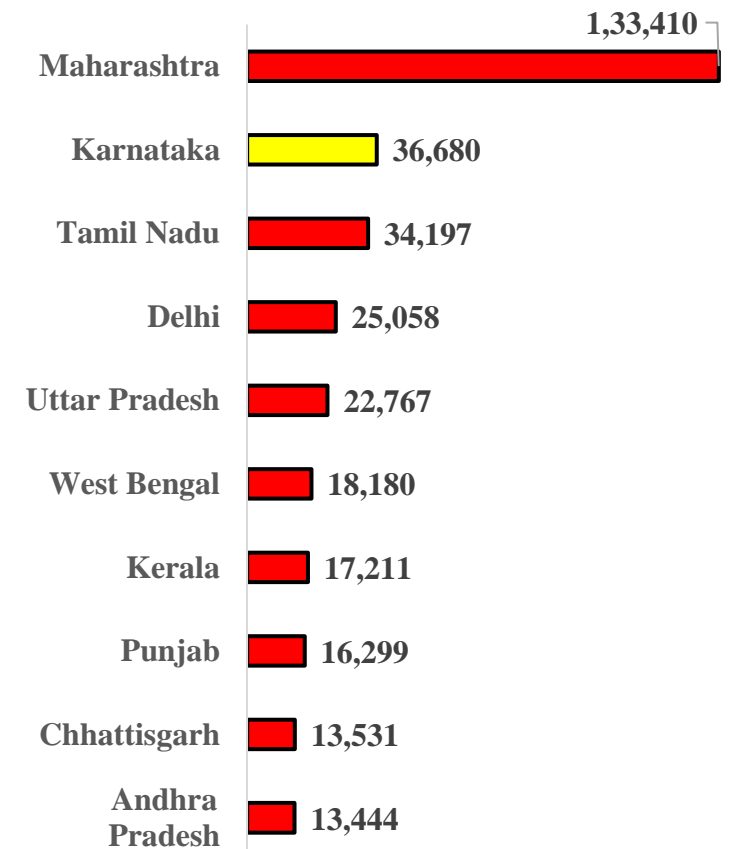
Total Positive Cases



Total Recovered Cases



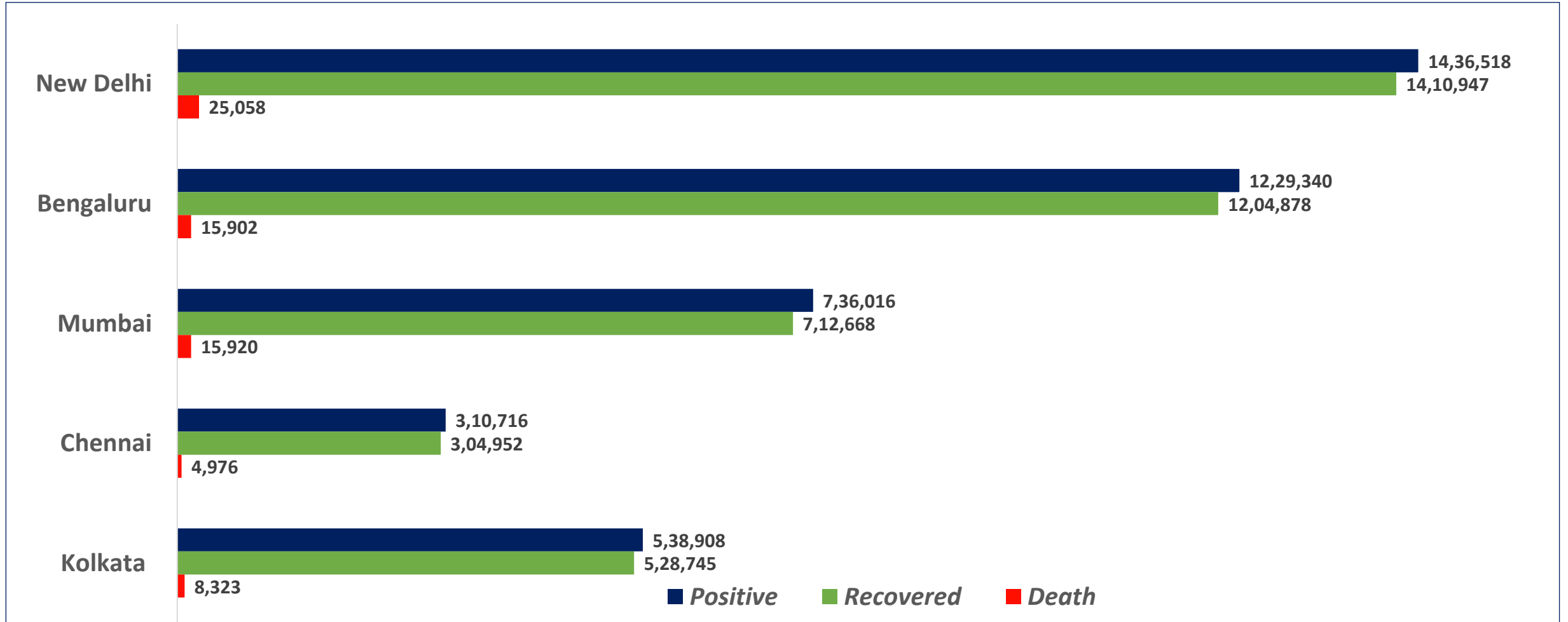
Total Death Cases



Source : <https://www.covid19india.org/> at 6:00 pm (05.08.2021)



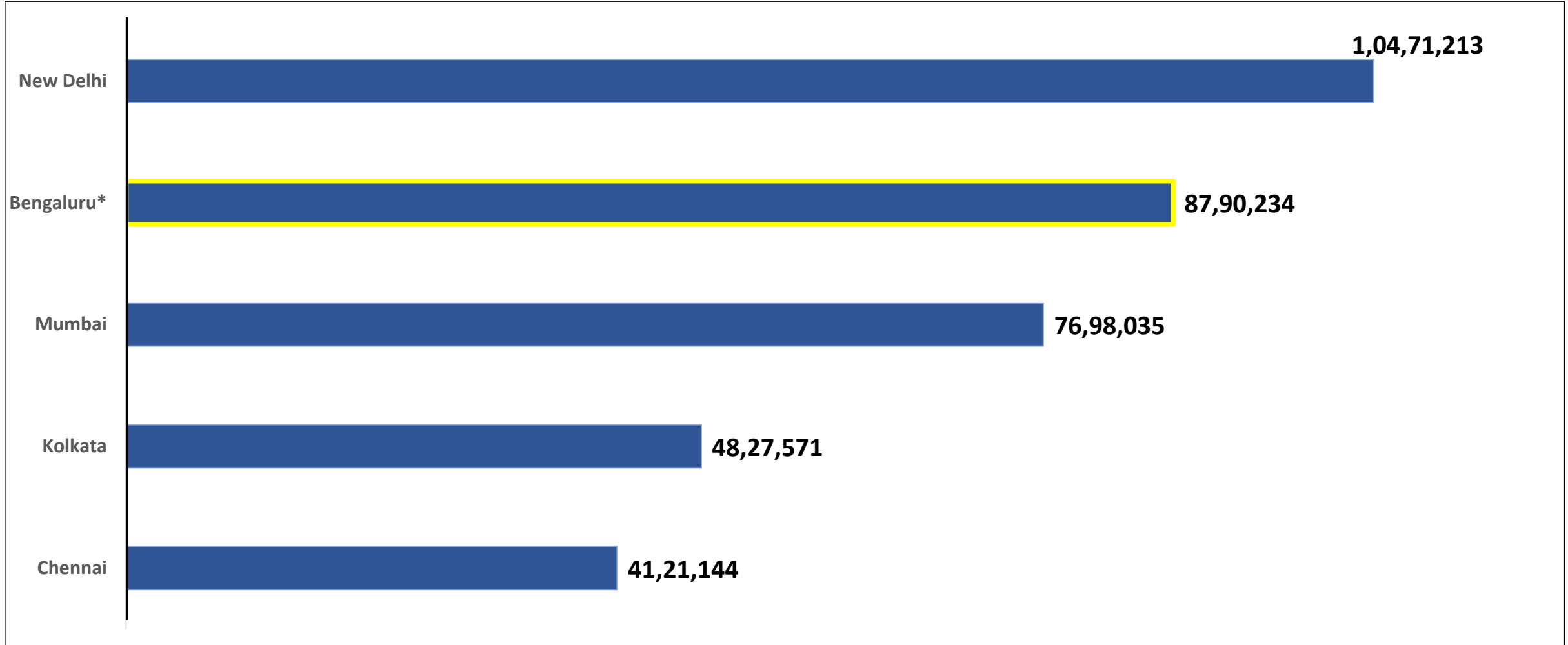
BENGALURU AND OTHER METROPOLITIAN CITIES



Source : <https://www.covid19india.org/> at 6:00 pm (05.08.2021)



VACCINE DOSES ADMINISTERED IN BENGALURU AND OTHER METROPOLITAN CITIES



Source : <https://dashboard.cowin.gov.in/> at 6:00 pm (05.08.2021)

*includes BBMP & Bengaluru Urban



SNAPSHOT OF COVID-19 CASES IN BENGALURU URBAN



**Total Wards With
< =10 Cases* :
89**

**Tests Conducted
On 04.08.2021:
65,972**

**Recovery
Rate:
98.01%**

**Total
Active Cases :
8,560**

**Total Vaccinated on
04.08.2021:
65,720**

**Positivity
Rate* :
0.66%**

**Active
Rate:
0.70%**

**Case
Fatality Rate* :
1.70%**



*Total positive cases In the past 10 days

*CFR and positivity is for Past 7 days



ಬೃಹತ್ ಬೆಂಗಳೂರು ಮಹಾನಗರ ಪಾಲಿಕೆ
Bruhat Bengaluru Mahanagara Palike



Download BBMP Bulletin	https://apps.bbmpgov.in/covid19/mediabulletin.php
For BBMPCovid19 Bed Status:	https://apps.bbmpgov.in/covid19/en/Bedstatus.php
To register for vaccination :	https://selfregistration.cowin.gov.in/
BBMP COVID19 Dashboard:	https://apps.bbmpgov.in/covid19/
Follow us on:	 www.facebook.com/bbmp.comm1/
	 twitter.com/BBMPCOMM

Issued by:

Honorable Chief Commissioner, BBMP
Special Commissioner Health & IT, BBMP
MD, Bengaluru Smart City Limited

THANK YOU !

Ministry of Information and Broadcasting
Government of India

#IndiaFightsCorona

ISOLATE, REST, AND HYDRATE

- Isolate yourself and other family members at home at first sign of experiencing symptoms.
- Immediately wear a mask, preferably two masks.
- Your family members should also wear two masks.
- Drink at least 2 to 3 litres of water a day.
- Rest as much as possible.



[/COVIDNewsByMIB](#) [/MIB_india](#) [/MIB_Hindi](#) [/inbministry](#) [/inbministry](#) [@/mib_india](#)